


4000 Series 4006-23TAG2A Diesel Engine – ElectropaK

695 kWm at 1500 rpm
715 kWm at 1800 rpm

The Perkins 4000 Series is a family of 6, 8, 12 and 16 cylinder diesel engines, designed to address today's uncompromising demands within the power generation industry with particular aim at the standby market sector. Developed from a proven engine range that offers superior performance and reliability.

The 4006-23TAG2A is a newly developed, turbocharged and air-to-air charge cooled, 6 cylinder diesel engine offered with either temperate or tropical cooling. Its premium features and design provide economic and durable operation as well as an exceptional power to weight ratio, excellent load acceptance and improved gaseous emissions, plus the overall performance and reliability characteristics essential to the power generation market.



Economic power

- Individual 4 valve cylinder heads giving optimised gas flows
- Unit fuel injectors ensure ultra fine fuel atomisation and hence controlled rapid combustion
- Commonality of components with other engines in the 4000 Series family for reduced stocking levels
- Designed to provide excellent service access for ease of maintenance
- Engines to comply with major international standards
- Low gaseous emissions that will satisfy the requirements of ½ TA Luft (1986)

Reliable power

- Developed and tested using the latest engineering techniques
- Piston temperatures controlled by an advanced gallery jet cooling system
- Tolerant of a wide range of temperature without derate
- Perkins global product support is designed to enhance the customer experience of owning a Perkins powered machine. We deliver this through the quality of our distribution network, extensive global coverage and a range of Perkins supported OEM partnership options. So whether you are an end-user or an equipment manufacturer our engine expertise is essential to your success
- Perkins actively pursues product support excellence by ensuring our distribution network invest in their territory – strengthening relationships and providing more value to you, our customer
- Through an experienced global network of distributors and dealers, fully trained engine experts deliver total service support around the clock, 365 days a year. They have a comprehensive suite of web based tools at their fingertips covering technical information, parts identification and ordering systems, all dedicated to maximising the productivity of your engine

Compact, clean and efficient power

- Exceptional power to weight ratio and compact size give optimum power density for easier transportation and installation
- Throughout the entire life of a Perkins engine, we provide access to genuine OE specification parts and service. We give 100% reassurance that you receive the very best in terms of quality for lowest possible cost .. wherever your Perkins powered machine is operating in the world

Engine Speed (rev/min)	Type of Operation	Typical Generator Output (Net)		Engine Power			
				Gross		Net	
		kVA	kWe	kWm	bhp	kWm	bhp
1500	Continuous Baseload	600	480	531	712	505	677
	Prime Power	750	600	658	882	632	847
	Standby (maximum)	825	660	721	967	695	932
1800	Continuous Baseload	600	480	554	743	511	685
	Prime Power	750	600	684	917	638	855
	Standby (maximum)	825	660	759	1018	702	941

The above ratings represent the engine performance capabilities to conditions specified in ISO 8528/1, ISO 3046/1:1986, BS 5514/1. Derating may be required for conditions outside these; consult Perkins Engines Company Limited.


Generator powers are typical and are based on an average alternator efficiency and a power factor (cos. θ) of 0.8. Fuel specification: BS 2869: Part 2 1998 Class A2 or ASTM D975 D2. Lubricating oil: 15W40 to API CG4.

Rating Definitions

Baseload Power: Power available for continuous full load operation. No overload is permitted on baseload power. **Prime Power:** Power available at variable load with a load factor not exceeding 80% of the prime power rating. Overload of 10% is permitted for 1 hour in every 12 hours operation. **Standby Power:** Power available in the event of a main power network failure up to a maximum of 500 hours per year of which up to 300 hours may be run continuously. Load factor may be up to 100% of standby power. No overload is permitted.

4000 Series 4006-23TAG2A Diesel Engine – Electropak

695 kWm at 1500 rpm
715 kWm at 1800 rpm



Standard Electropak specification

Air inlet

- Mounted air filter

Fuel system

- Direct fuel injection system, fuel lift pump
- Fuel cooler

Governing

- Heinzmann digital governor – governing to ISO 8528-5 Class G2

Lubrication system

- Wet sump with filler and dipstick
- Lubrication oil filters
- Oil cooler with separate filter header

Cooling system

- Twin thermostats, water pump
- System designed for ambients up to 35°C or 50°C
- Radiator supplied loose incorporating air-to-air charge cooler

Electrical equipment

- 24 volt starter motor, 24 volt 70 amp battery charging alternator with integral voltage regulator and activating switch
- High coolant temperature switch
- Low oil pressure switch

Flywheel and housing

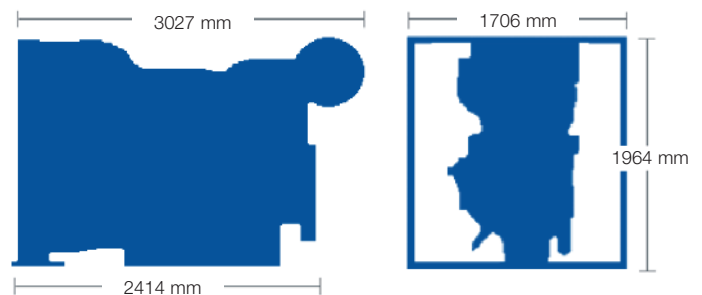
- SAE J620 size 18 flywheel
- SAE 'O' flywheel housing

Literature

- User's Handbook and Parts Manual

Optional equipment

- Heavy-duty air cleaners – paper element with pre-cleaner
- Changeover lubrication oil filter
- Changeover fuel filter
- Immersion heater with thermostat
- Additional manuals
- 4 metre wiring harness
- Tropical or temperate radiator kit
- Temperate fan



Engine Speed	Fuel Consumption			
	1500 rev/min		1800 rev/min	
	g/kWh	l/hr	g/kWh	l/hr
Standby	202	169	226	199
Prime Power	202	155	222	177
Baseload Power	203	126	210	136
75% of Prime Power	204	117	212	129
50% of Prime Power	208	80	212	90

Based on measurements with A2 diesel specification fuel

General data

Number of cylinders	6
Cylinder arrangement	Vertical in-line
Cycle	4 stroke
Induction system	Turbocharged and air-to-air charge cooled
Combustion system	Direct injection
Cooling system	Water-cooled
Bore and stroke	160 x 190 mm (6.3 x 7.5 in)
Displacement	22.9 litres (1397 cu in)
Compression ratio	13.6:1
Direction of rotation	Anti-clockwise, viewed on flywheel
Firing order	1, 5, 3, 6, 2, 4
Total lubrication system capacity	113.4 litres (30 US gal)
Total coolant capacity	105 litres (27.7 US gal)
Dimensions – Length	3027 mm (119 in)
Width	1706 mm (67 in)
Height	1964 mm (77 in)
Dry weight (engine)	2524 kg (5564 lb)

Final weight and dimensions will depend on completed specification